



## Lower Hutt Women's Centre Survey 2022/2023 Summary

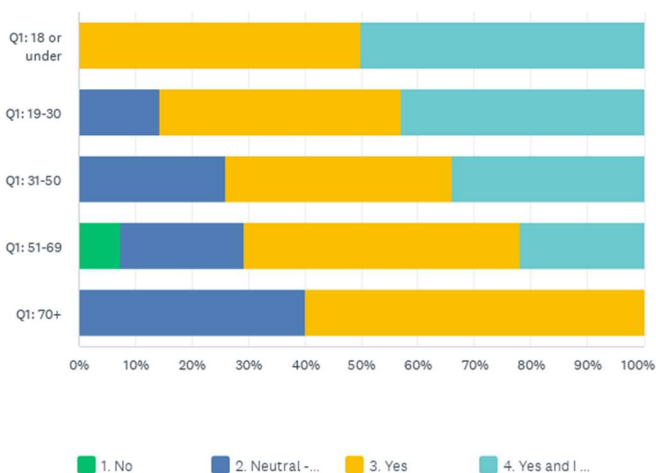
This is a one page summary the responses from the Lower Hutt Women's Centre Survey 2022/2023. We received 125 survey responses, thank you to all who contributed to the survey. The survey helps us get a picture of how we are doing, discuss the role of women's spaces and generate ideas to how we can further our mahi in the Community.

### Some key points about our survey demographic:

- 80% of respondents were in the 31-69 age range, 13% were 19-30, 4% were 70+ and 3% were 18 or under
- 62% of respondents identified as Pakeha, 39% as Maori, 12% as Pacific, 6% as 'other,' 3% as Asian, 1% as African, 1% as South American/Latina, 1% as Indian
- 16% of our respondents identified as having a disability

### What did participants say about a dedicated youth space?

The majority of respondents were either in support of a dedicated youth space or would encourage their rangatahi to use the space.

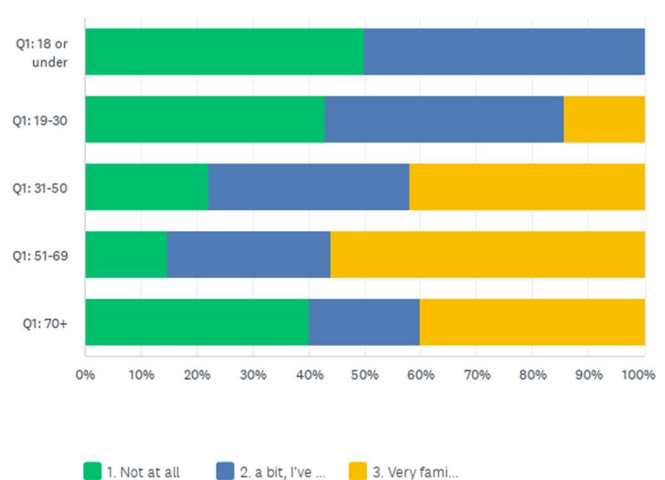


### What role do you think women's spaces have in the community?

feel space women experiencing development Safety building share feel safe n  
think place connection important Safe space women space  
learn women provided support empowerment  
safe space place women community safe place women role  
understanding help opportunities connect provide safe space need

### How familiar are you with the role of the Lower Hutt Women's Centre in the community?

Respondents 18 and under were only a bit familiar or not at all with the Centre. Our most familiar age group was 51-69.



### How much do you value women's only spaces?

4.59★  
average rating





## Lower Hutt Women's Centre Survey 2022/2023

This report provides analysis of the data collected from the Lower Hutt Women's Centre Survey 2022/2023.

The report is structured in the following sections:

1. Background to the survey
2. Summary of survey responses
3. Question summary
4. Cross-question analysis
5. Next Steps

### 1. Background to the survey

The Lower Hutt Women's Centre conducts a biennial survey, to assess community views on the Centre, alongside community needs. Some analysis was undertaken by an intern for the Centre - Molly Mitchell on past community surveys, which indicated that analysis from previous surveys showed similar results. To prevent the potential repeat of information gathered in the 2022/2023 Survey it was decided a different approach needed to be undertaken. It was decided that an online survey was still appropriate to contain questions focusing of the role of the on the role of the Lower Hutt Women's Centre in the community, but also community kōrero (discussions) on key themes relevant to users on the Lower Hutt Women's Centre. The themes identified are:

- Te Tiriti o Waitangi;
- Self Esteem;
- Feminism;
- Safety.

The community were also invited to participate in the kōrero through the survey process. It is expected that these kōrero will be held in the second half of 2023.

After the survey design was approved, the survey was uploaded to SurveyMonkey, and opened to the public for responses in December 2022, and closed in March 2023.

In total 125 responses were received on the survey. These were spilt across the following collection methods:

Collection method:	Number of responses
Online survey	31
Pop up invitation	47
Paper copies from Te Ra o te Raukura	47
<b>Total</b>	<b>125</b>

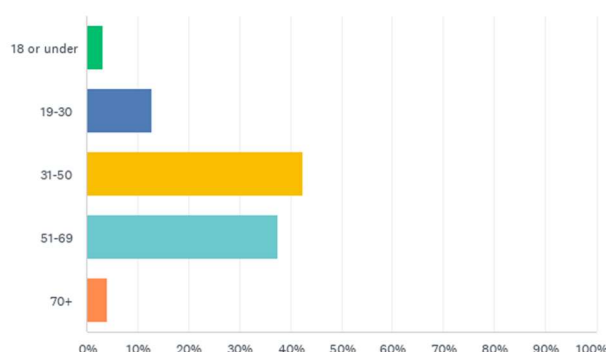
## 2. Summary of survey responses

Overall the responses valued the mahi of Lower Hutt Women's Centre in the Community. Common themes from the feedback include that Lower Hutt Women's Centre is doing a great job, and provides a space for safety, friendship and connection for wāhine in Lower Hutt. There was also general support for a youth space, with the majority of respondents saying that they support the development of a space, or they support the development of the space and would encourage their rangatahi to use the space. A number of respondents put their names forward for the community kōrero. Some suggestions were put forward for other groups Lower Hutt to partner with, often these respondents worked/are volunteers/are members of these other community groups.

## 3. Question summary

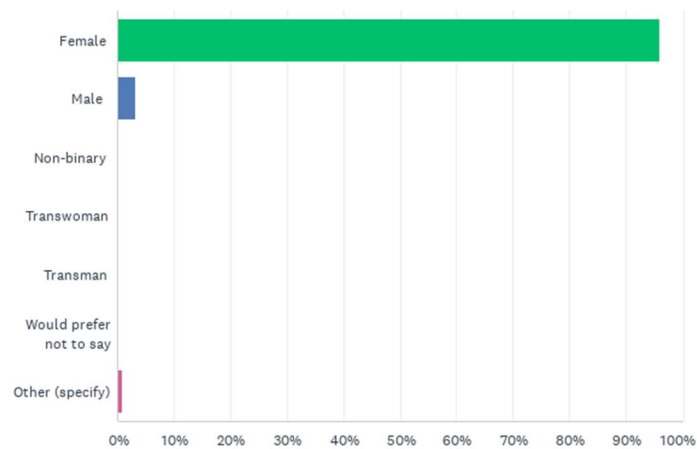
The following section details the **overall** responses for each question. Cross-question analysis is covered in section 4 of this report.

Q1 What is your age range?



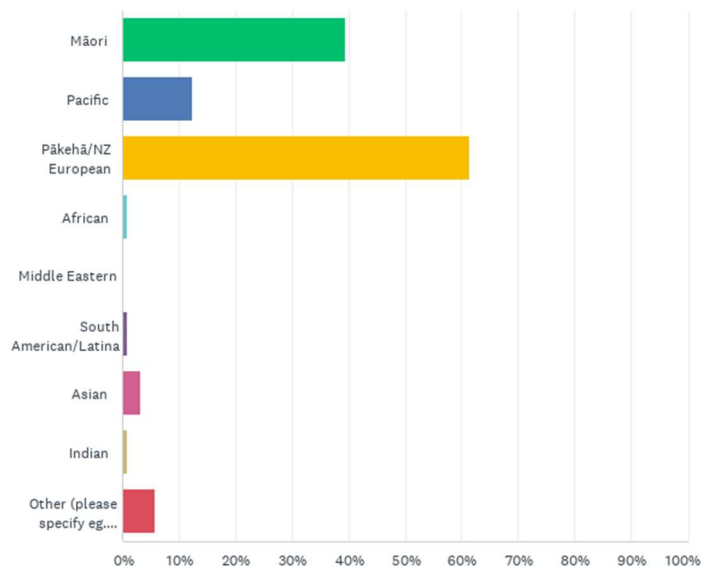
There was a common bell-curve distribution to the age ranges of respondents to the survey, skewing to more responses by older participants.

### Q2 Gender: How do you identify?



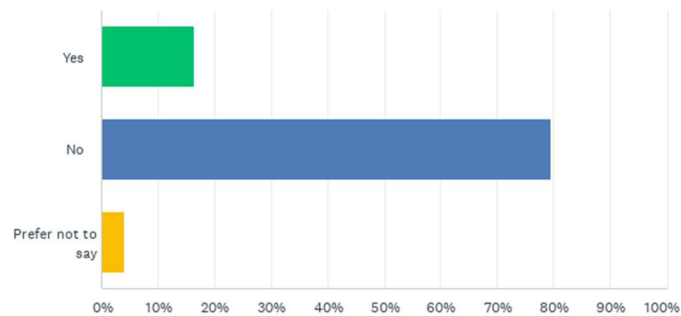
The majority of respondents were female (119 respondents). There were 4 male responses, and one other response where the respondent noted their sex was female.

### Q3 Ethnicity: how do you identify? Pick as many as you need



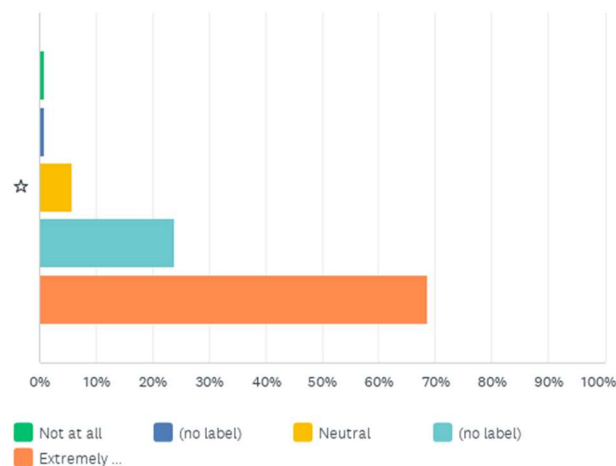
The majority of respondents were Pākehā/NZ European 61.48% (75 responses), followed by Māori 39.34% (48 responses) then Pacific 12.30% (15 responses). The high Māori percentage is mainly (but not solely) due to the paper copy surveys from Te Ra o te Raukura. It should be noted the survey design also allowed respondents to be able to pick multiple ethnicities. The respondents who said they were other included British, German, US, and 'New Zealander'.

#### Q4 Do you identify as having a disability?



The majority of respondents said they did not have a disability (80%). 16% of respondents said they had disabilities, and 4% preferred not to say. It is estimated in Aotearoa New Zealand that 24 percent of the population has a disability.

#### Q5 How much do you value women's only spaces?



The majority of respondents (69%) highly valued (5 out of 5 stars) women's spaces, this was followed by 4 out of 5 stars (24%), and neutral (3 out of 5 stars) 6%.

#### Q6 What role do you think women's spaces have in the community?

feel space women experiencing development Safety building share feel safe n  
 think place connection important Safe space women space  
 learn women provided support empowerment  
 safe space place women community safe place women role  
 understanding help opportunities connect provide safe space need

The above word cloud visualises the most common words that were written in response to Question 6 - What role do you think women’s spaces have in the community? The list view below, details the most common words as percentages. Overall the role of women’s spaces was identified as an important, safe place for women to support each other.

## What role do you think women's spaces have in the community?

Answered: 114   Skipped: 11

RESPONSES (114)		WORD CLOUD	TAGS (0)	
Cloud View		List View		
▼	women	<div></div>	29.82%	34
▼	space	<div></div>	14.04%	16
▼	support	<div></div>	10.53%	12
▼	important	<div></div>	9.65%	11
▼	safe space	<div></div>	9.65%	11
▼	place	<div></div>	7.89%	9
▼	community	<div></div>	7.02%	8

### Q7 How could a women's only space contribute to your life?

new others gives connecting going contribute place make feel offer  
space courses women safe place support safe  
need help connection learn provide new friends safe space life

Likewise to question 6, question 7 “How could a women’s only space contribute to your life”? there as also a lot of responses for a safe space, but responses to question 7 also mentioned the connection, friendship and whanau support you can feel at women’s courses, alongside courses you can learn.

## How could a women's only space contribute to your life?

Answered: 99 Skipped: 26

RESPONSES (99)

WORD CLOUD

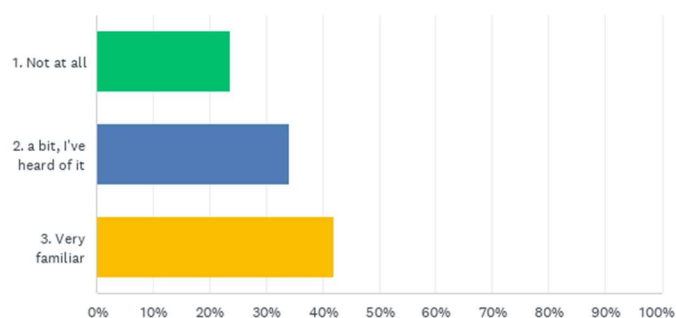
TAGS (0)

Cloud View

List View

▼ women	<div><div></div></div>	28.28%	28
▼ space	<div><div></div></div>	16.16%	16
▼ support	<div><div></div></div>	13.13%	13
▼ feel	<div><div></div></div>	10.10%	10
▼ need	<div><div></div></div>	10.10%	10
▼ place	<div><div></div></div>	9.09%	9
▼ connection	<div><div></div></div>	9.09%	9
▼ going	<div><div></div></div>	9.09%	9
▼ provide	<div><div></div></div>	8.08%	8

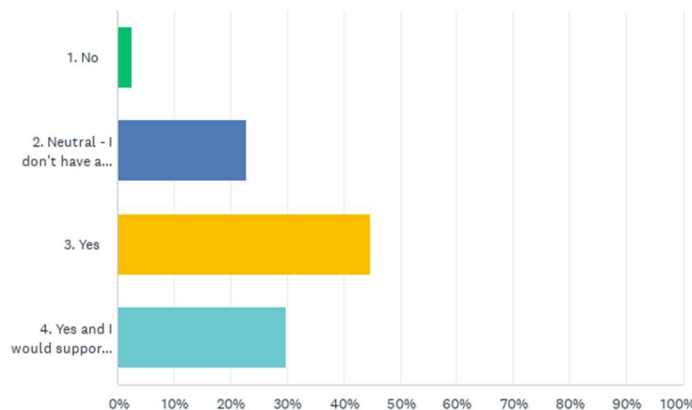
### Q8 How familiar are you with the role of the Lower Hutt Women's Centre in the community?



Almost a quarter of respondents had not familiar with the role of the Lower Hutt Women's Centre at all 24% (27 respondents). 34% (39 respondents) had a bit of familiarity with the Centre (they have heard of it) and 42% (48 respondents) were very familiar with the role of Lower Hutt Women's Centre.

Question 9 asked Are there other ways the Lower Hutt Women's Centre could support the community? Most answers were a variation of “no”, “unsure” “keep doing what you are doing” and “more collaboration is better”. There were a few comments regarding outreach, and employment services. There was one comment about having hui in different spaces.

#### Q10 Do you think the Lower Hutt Women's Centre should provide support to the community with a dedicated youth space?



Most respondents were supportive of Lower Hutt Women’s Centre having a dedicated Youth Space 45% (51 respondents). 30% (34 respondents) also supported Lower Hutt Women’s Centre having a dedicated Youth Space, and would support their rangatahi/teenager to use the space. 23% (26 respondents) were neutral, and 3% (3 respondents) did not support Lower Hutt Women’s Centre having a dedicated Youth Space.

Question 11 asked Are there community groups or services you think the Lower Hutt Women's Centre should work or engage with? If yes which one(s). Most people did not answer, or said they didn’t know. Some specific answers include:

- Women’s refuge
- marae groups
- Koraunui Hub
- promote on Atiawa Toa FM radio station
- work/employment
- advocate through WINZ

Question 12 asked “Would you be interested in participating in a community kōrero on any of the following topics? Te Tiriti o Waitangi/Self Esteem/Feminism/Safety. 38 respondents provided their email address to be contacted. Unfortunately the survey design was not set up to allow people to tick which community kōrero they would be interested in.



Question 13 asked “Are there any additional thoughts you'd like to share with the Lower Hutt Women's Centre?” generally people responded that they loved the mahi Lower Hutt Women’s Centre does, and to keep up the good work. There were some suggestions for specific courses (such as car repair) or people volunteering to help with the Centre.

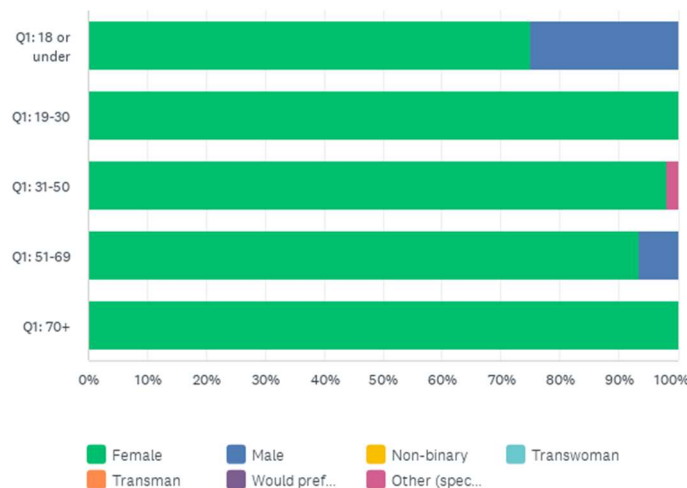
28 people provided their email address for Question 14 that offered a chance to win a double pass to Lighthouse Cinema.

## 4. Cross-analysis of Questions

This section provides a cross section of analysis of one question cut, by another question. For example Gender/Age. This section only contains cross-analysis that showed meaningful or interesting responses for comment.

### Age by Gender

Q2 Gender: How do you identify?



There were 4 male respondents. 3 of them were 18 or under, and one was in the 51-69 age range. The one respondent who said other, and identified their sex as female was 31-50.

## Age by Ethnicity

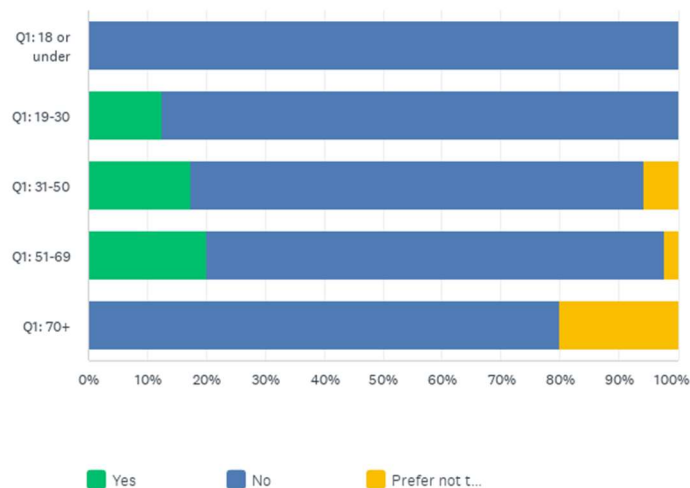
Q3 Ethnicity: how do you identify? Pick as many as you need



The ethnicity was spilt evenly across the age of respondents.

## Age by Disability

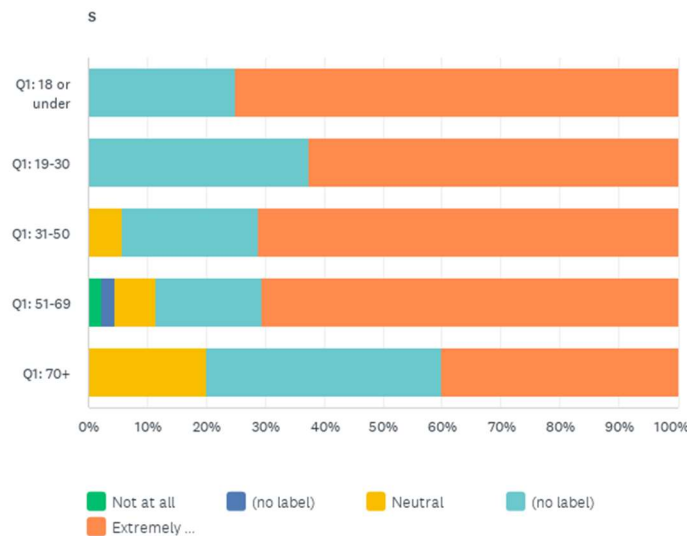
Q4 Do you identify as having a disability?



No under 18 year olds identified as having a disability. There were people who identified as having a disability in the 19-30, 31-50 and 51-69 age groups. Those who preferred not to say were across the 31-50, 51-69 and 70+ age groups.

## Age by valuing women's only spaces

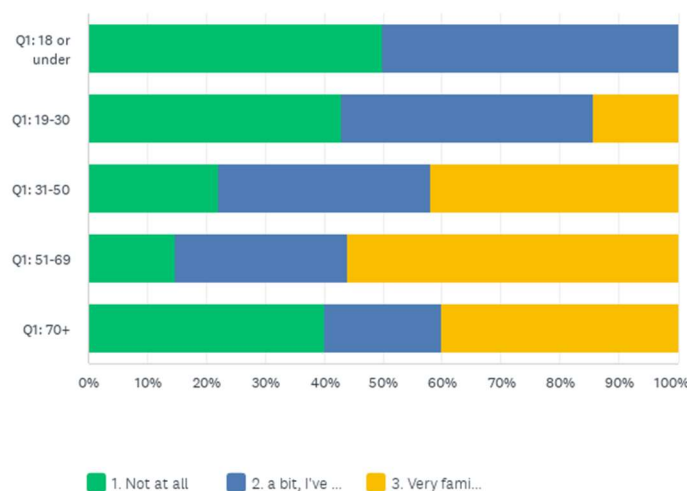
Q5 How much do you value women's only spaces?



Young people (18 and under, and 19-30) either valued 4 out of 5 stars, or 5 out of 5 stars. The only group to value women's spaces not at all, or rate it 2 out of 5 stars were people in the 51-69 age group. Neutral responses were in the 31-50, 51-69 and 70+ age group.

## Age by familiarity of role of Lower Hutt Women's Centre

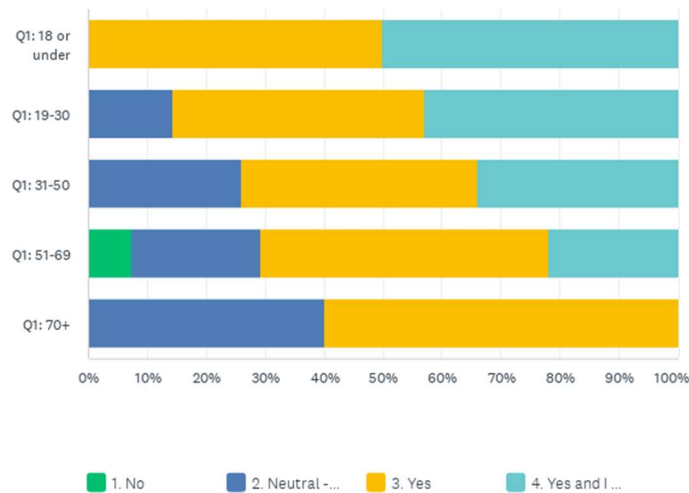
Q8 How familiar are you with the role of the Lower Hutt Women's Centre in the community?



Those aged 18 or under were not very familiar with the role of the Lower Hutt Women's Centre in the community. The other age groups had split responses with familiarity of the role, with 51-69 year olds having the most familiarity of the role of the Lower Hutt Women's Centre.

## Age by Youth Space

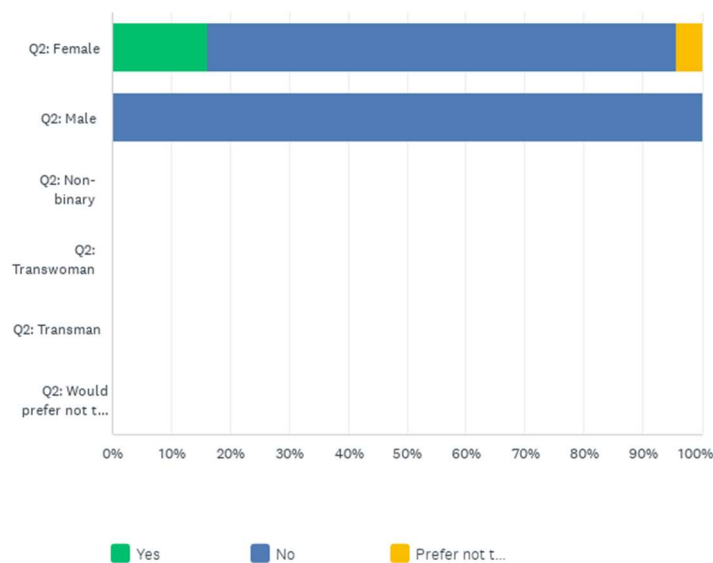
Q10 Do you think the Lower Hutt Women's Centre should provide support to the community with a dedicated youth space?



Those aged under 18 were supportive of having a dedicated Youth Space. There was one respondent aged 51-69 who did not think Lower Hutt Women's Centre should provide a dedicated youth space. The 70+ age group had the most neutral responses at 40%.

## Gender by Disability

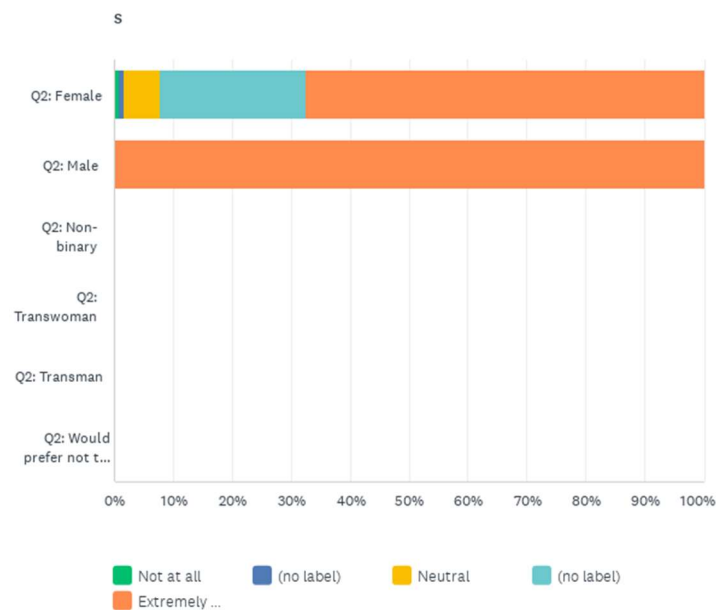
Q4 Do you identify as having a disability?



Only female respondents identified as having a disability.

## Gender by Value of Women's only spaces

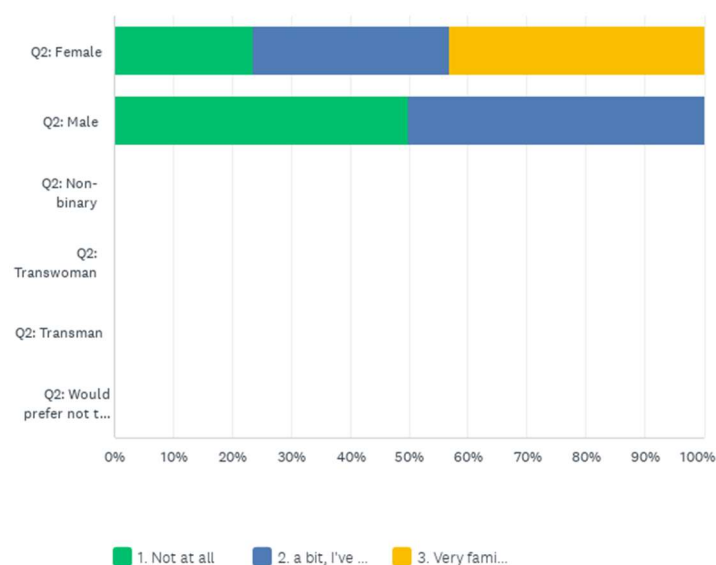
Q5 How much do you value women's only spaces?



The male respondents valued women's only spaces 5 out of 5 stars. Only female respondents valued the spaces not at all or 2 out of 5 stars.

## Gender by Familiarity of the role of the Lower Hutt Women's Centre in the community

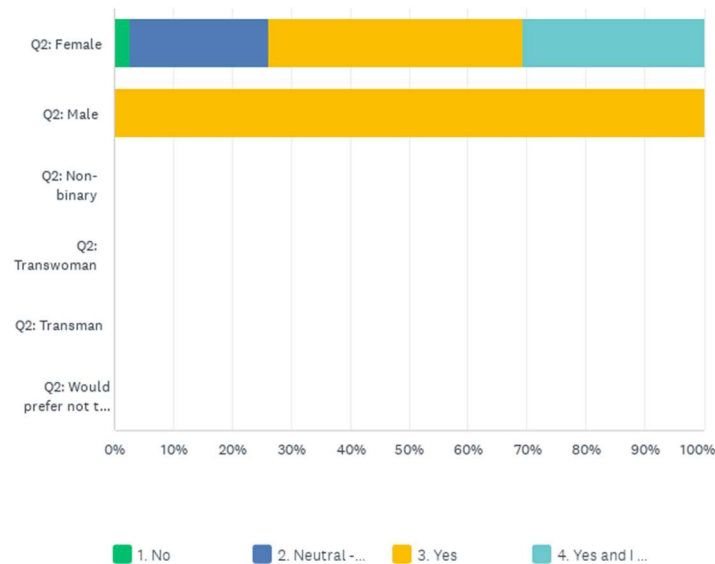
Q8 How familiar are you with the role of the Lower Hutt Women's Centre in the community?



Only female respondents were very familiar with the role of the Lower Hutt Women's Centre in the community.

## Gender by Youth Space

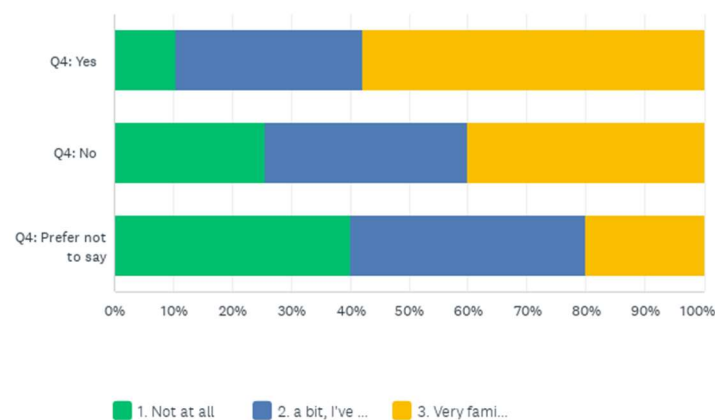
Q10 Do you think the Lower Hutt Women's Centre should provide support to the community with a dedicated youth space?



Male respondents were supportive of Lower Hutt Women' Centre providing the community with a dedicated youth space.

## Disability vs Familiarity of the role of the Lower Hutt Women's Centre

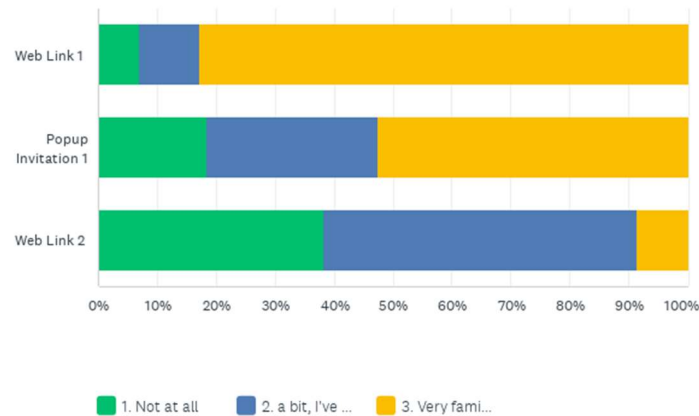
Q8 How familiar are you with the role of the Lower Hutt Women's Centre in the community?



Those with disabilities percentage wise were the most familiar with the role of Lower Hutt Women's Centre in the community.

## Collection method vs familiarity of the role of the Lower Hutt Women's Centre

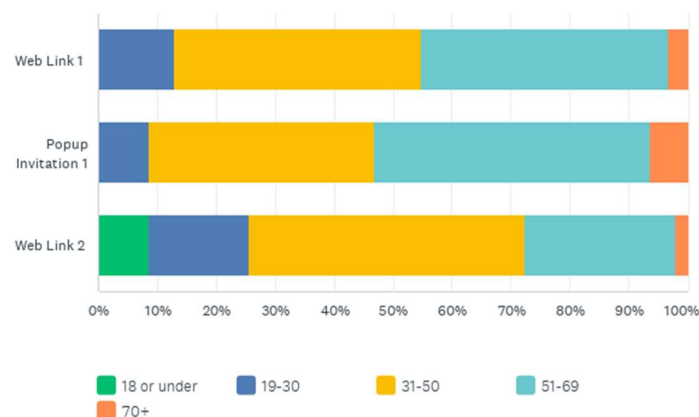
Q8 How familiar are you with the role of the Lower Hutt Women's Centre in the community?



Those who completed the survey online (weblink1) through the weblink were the most familiar with the role of the Lower Hutt Women's Centre. Those who completed the paper copies from Te Ra o te Raukura were mainly (40%) not aware of the role of the Lower Hutt Women's Centre in the community.

## Collection method by age

Q1 What is your age range?



The only respondents who were 18 or under completed a paper form from Te Ra o te Raukura.

## 5. Next Steps

It is recommended that this survey is summarised to a one pager and shared with those who provided their email addresses. It is also recommended that once this report is approved that the one pager, and this report is published on the Lower Hutt Women's Centre Webpage.

It is also recommended that the Community kōrero are set up, and those who have indicated interest are emailed about when these might be.